

# BRENTWOOD CLASSICS

## Bryce

1514 Custom Upholstery Program

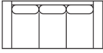

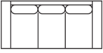

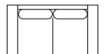




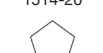

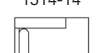
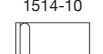

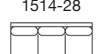
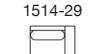

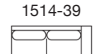
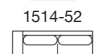



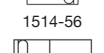
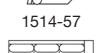

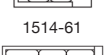
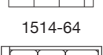



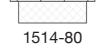
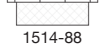
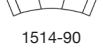




### Description

From our Custom Upholstery Program. Eco-friendly construction. Certified sustainable, kiln-dried wood frame. Benchmade in Canada.

### Features

- Web & Coil Spring System
- High density, premium soy-based polyfoam with luxury feather blend wrap seat
- Luxury feather blend back cushion
- Available in Fabric & Leather
- Accent Pillows not included

SKU	Item	Length	Depth	Height	Arm Height	Seat Height	Seat Width	Seat Depth
 1514-38	sofa	85"	38"	36"	26"	19"	69"	23"
 1514-382	2 over 2 sofa	85"	38"	36"	26"	19"	69"	23"
 1514-37	condo sofa	79"	38"	36"	26"	19"	63"	23"
 1514-372	2 over 2 condo sofa	79"	38"	36"	26"	19"	63"	23"
 1514-35	loveseat	62"	38"	36"	26"	19"	46"	23"
 1514-26	chair & 1/2	51"	38"	36"	26"	19"	35"	23"
 1514-20	chair	39"	38"	36"	26"	19"	23"	23"
 1514-16	cocktail ottoman	34"	24"	17"				
 1514-14	ottoman	22"	26"	17"				
 1514-10	wedge ottoman	37"	27"	17"				
 1514-22	armless chair	23"	38"	36"		19"	23"	23"
 1514-28	rhf chaise	31"	63"	36"	26"	19"	23"	48"
 1514-29	lhf chaise	31"	63"	36"	26"	19"	23"	48"
 1514-34	armless loveseat	46"	38"	36"		19"	46"	23"
 1514-39	armless sofa	69"	38"	36"		19"	69"	23"
 1514-52	rhf chair	31"	38"	36"	26"	19"	23"	23"
 1514-53	lhf chair	31"	38"	36"	26"	19"	23"	23"
 1514-54	rhf loveseat	54"	38"	36"	26"	19"	46"	23"
 1514-55	lhf loveseat	54"	38"	36"	26"	19"	46"	23"
 1514-56	corner	38"	38"	36"		19"	23"	23"
 1514-57	pie wedge	45"	38"	36"		19"	37"	23"
 1514-60	rhf peninsula	39"	83"	36"		19"	23"	23"
 1514-61	lhf peninsula	39"	83"	36"		19"	23"	23"
 1514-64	rhf sofa	77"	38"	36"	26"	19"	69"	23"
 1514-65	lhf sofa	77"	38"	36"	26"	19"	69"	23"
 1514-68	rhf sofa w/ corner	91"	38"	36"	26"	19"	69"	23"
 1514-69	lhf sofa w/ corner	91"	38"	36"	26"	19"	69"	23"
 1514-80	double sofa bed	79"	38"	36"	26"	19"	63"	23"
 1514-88	queen sofa bed	85"	38"	36"	26"	19"	69"	23"
 1514-90	curved sofa	94"	45"	36"	26"	19"	78"	23"
 1514-94	rhf arc loveseat	71"	56"	36"	26"	19"	63"	23"
 1514-95	lhf arc loveseat	71"	56"	36"	26"	19"	63"	23"
 1514-96	rhf chair wedge	72"	56"	36"	26"	19"	64"	23"
 1514-97	lhf chair wedge	72"	56"	36"	26"	19"	64"	23"
 1514-1614	chaise kit	23"	63"	19"			23"	

As a result of being benchmade, all dimensions are approximate.